

MAYOR:
Bradley D. Belt

TOWN ADMINISTRATOR:
Stephanie Tillerson

TOWN ATTORNEY:
Stafford J. McQuillin III



MAYOR PRO TEMPORE:
Russell A. Berner

COUNCIL MEMBERS:
Dr. Michael Heidingsfelder
E. Luke Farrell
Madeleine Kaye

PUBLIC SAFETY COMMITTEE MEETING

Kiawah Island Municipal Center

Council Chambers

June 13, 2024; 11:00 AM

AGENDA

- I. Call to Order:**
- II. Approval of Minutes:**
 - A. Public Safety Committee Meeting Minutes of January 17, 2024
 - B. Public Safety Committee Meeting Minutes of March 14, 2024
 - C. Special Call Public Safety Committee Meeting Minutes of April 16, 2024
- III. Agency Updates (as required)**
 - A. Charleston County Sheriff's Department
 - B. St. John's Fire District
 - C. Charleston County Emergency Medical Services
 - D. Beach Patrol
 - E. Kiawah Island Community Association
- IV. Old Business:**
 - A. Traffic Mitigation
 - B. Beach Ordinance (Shibumi Shades, Loud Music, Dogs on Leash)
- V. New Business:**
 - A. To Discuss and Recommend to the Public Works Department a Resolution to Slow Down the Bike Traffic Approaching the Cassique Ingress/Egress.
 - B. Update on the Comprehensive Public Safety Feasibility Study Center Working with the Center for Public Safety Management (CPSM)
- VI. Chairman's Updates**
- VII. Committee Members' Comments:**
- VIII. Citizens Comments:**
- IX. Adjournment:**

Town of Kiawah Island
PUBLIC SAFETY COMMITTEE MEETING
 Municipal Center Council Chambers
 January 17, 2024; 11:30 am

Minutes

I. Call to Order: *Mr. Harris called the meeting to order at 11:30 am.*

II. Roll Call:

Present: Craig Harris, Chairman
 Yvonne Johnstone
 Dwight Williams
 Nancy Robison
 Mark Ruppel

Absent: Bill Thoma

Also Present: Fire Chief Kunitzer, *St. Johns Fire District*
 Assistant Chief Henson, *St. Johns Fire District*
 Assistant Deputy Chief Palawasta, *Charleston County EMS*
 Rob Edgerton, *Beach Patrol*

III. Approval of Minutes:

A. Public Safety Committee Meeting Minutes of October 11, 2023

Mr. Ruppel made a motion to approve the minutes of the October 11, 2023, Public Safety Committee meeting. Ms. Johnstone seconded the motion, and it was unanimously approved.

IV. Citizens' Comments:


None

V. Agency Updates (as required)

A. Charleston County Sheriff's Department

Mr. Harris noted the Charleston County Sheriff's Department had not submitted a report, and no representative was present at the meeting.

B. St. John's Fire District



Fire Chief Kunitzer reported on incidents which occurred on the island:

- On December 16th, at approximately 3:00 to 4:00 am, there was a rollover on Governors Drive in which a critical patient was extracted. Firefighters arrived on site very quickly.
- In the early hours of Christmas Eve, there was a structure fire call on Fountain Grass. Firefighters arrived on the scene within five minutes, finding a fire on an outside porch, which was quickly extinguished before it could spread.
- Two significant storms -
 - Sunday flooding event – firefighters were confined to the stations due to substantial flooding outside of the stations. Both the highwater vehicle and brush truck were able to be deployed and aided Kiawah and Seabrook residents stuck in high water. The department.

Fire Chief Kunitzer noted with the frequency of flooding events; the department has identified the need for additional highwater vehicle assets to respond effectively.

- The recent wind event – Kiawah Island was fairly quiet; however, there were a significant number of incidents on Johns Island with downed trees and power lines, but they were able to keep the major thoroughfares open as much as possible.

Fire Chief Kunitzer reported on the following:

- Fire department personnel are working a new shift schedule as of January 6th. There will be a six-month trial period working a 48-hour shift with 96 hours off. The benefits are built-in rest time in the shift and cut-down commute times.
- Chief Stanley has retired, and Chief Henson has been promoted to the position of new deputy chief.
- Great feedback was obtained from the external stakeholders who attended the strategic planning session in December. Work is being done on the rough draft of the five-year strategic plan, and the hope is to have the final completed in March.

Committee Members asked if there were areas of Johns Island that were affected by the flooding event, if there was a need to review the evacuation route with Charleston County, obtaining grant funding for additional high-water vehicles, and also complemented department personnel on how quickly they were able to get the roads cleared.

C. Charleston County Emergency Medical Services

KIAWAH							31 DAYS				
12/1/2023 thru 12/31/2023							Dec 01 thru Dec 31				
	Overall	Echo	Delta	Charlie	Bravo	Alpha	2023	2022	2021	2020	2019
Responses	28	1	6	4	11	6	28	22	25	20	16
Avg Responses per Day	0.9	0.0	0.2	0.1	0.4	0.2	0.9	0.7	0.8	0.6	0.5
Avg Response Time	14:48	34:50	15:00	09:14	12:01	20:04	14:48	10:40	12:57	18:13	11:24
Fractile	54%	0%	33%	75%	64%	50%	54%	59%	60%	25%	56%
% > 20 Minutes	18%	100%	33%	0%	0%	33%	18%	5%	16%	45%	13%

Assistant Deputy Chief Palawasta stated that, as reported in the December stats, the average response time was 14:48. The one Echo call with a 34:50 response time was to a structure fire, not a medical call. Six minutes into the response, it was advised to no longer respond with lights and sirens.

Assistant Deputy Chief Palawasta stated that in response to recent comments made on EMS staffing, Medic 10 on Betsy Kerrison was 100% staffed during the last year, providing 24/7 coverage. There are no cars parked outside the station because the shift change is done at Medic 7 in order to minimize the commute. For the past year and a half, the STJFD has allowed staffing and an extra truck at Station 6 when available, and for the previous year, it was staffed for a total of 410 overtime shifts, or 205 days, or 56% of the year.

Assistant Deputy Chief Palawasta reported on current projects:

- There were thirteen graduates from the EMT Academy
- CCEMS is involved in three pilot programs for paramedics within the State
- Starting an EMT A class in the current week with twenty students who are full-time employees
- Have worked with the State on a profile to allow working beyond the current regulations that EMT A can provide
- During the current storms, CCEMS had preplanned for such events by up-staffing personnel.
 - During the flooding when, ambulances were unable to reach downtown hospitals, which highlighted the need for high-water vehicles. Also of concern was the inability to get staff to stations because of the flooding.
 - During the wind event, when an 18-wheeler blew over on the Ravenel Bridge, the modified operations were engaged.

Assistant Deputy Chief Palawasta stated that the Beach Patrol received a grant to install AVLs (Automatic Vehicle Locators) in their vehicles. The AVL gives all the information and notes on a call that are not put over the radio. The question was raised whether the Beach Patrol should have access to that information; Assistant Deputy Chief Palawasta indicated that CCEMS fully supports Beach Patrol having access to the information.

D. Beach Patrol

Enforcement	Subcategory	Verbal Warning	Written Warning	Citation	Violation Total
	Alcohol 15-208	0	0	0	0
	Alligator 15-501	0	0	0	0
	Beached Boat 16-803	1	1	0	2
	Beach Fire 15-105	0	0	0	0
	Build Permit	0	0	0	0
	Business License	0	0	0	0
	Critical Habitat 16-604	205	9	1	215
	Disorderly 15-204	9	0	1	1
	Drone 7-302	11	4	0	15
	Dune 16-403	271	1	1	273
	Fireworks 15-209	0	0	0	0
	Glass 16-818	144	2	1	147
	Harass Animal 16-810	20	4	0	24
	Leash 7-201	458	35	7	500
	Lights 16-107	0	0	0	0
	Littering 15-212	1	0	0	1
	Narcotics 15-213	0	0	0	0
	Noise 15-306	3	0	0	3
	Nudity 16-806	1	0	0	1
	Other	15	0	5	20
	Parking 13-103	7	3	35	45
	Personal Article Storage 8-119	0	3	0	3
	Plastic 14-402	1	0	0	1
	Shovel 16-409	132	0	0	132
	Storage 16-805	0	7	0	7
	STR Bikes Beach Gear 14-506f	0	0	0	0
	STR Parking 14-506d	0	0	0	0
	STR Parking 14-506d(1)	0	0	0	0
	STR Parking 14-506d(5)	0	4	0	4
	STR Trash 14-506e(1)	0	0	0	0
	Swim Wade 15-314	55	1	0	56
	Trespass 15-119	0	0	0	0
	Vehicle 16-302b	59	4	3	66
	Total	1384	78	54	1516

Mr. Edgerton reported on the following:

- Beach Patrol is still recruiting and soliciting applications for the upcoming season.
- Participated in the world conference on drowning prevention in Perf, Australia. He stated that it was an impressive showing of the advancements that have been made in the drowning world and humbling to see the challenges others face with drowning as a real-life threat.
- The storm that produced the flooding also took the Beach Patrol by surprise. The beach sustained some damage but was able to be cleaned up within a few days, with only a few boardwalks still needing to be addressed.
- Current statistics show that Code Enforcement has been effective. A comparison of the statistics from 2020 to 2024 has shown a significant decrease, specifically in short-term rental violations and improper storage violations.
- Getting closer to AVL access mentioned earlier.

Mr. Edgerton mentioned the erosion of the emergency access at Beachwalker Park, indicating that the Town's Planning Director was working on moving the access to the other side of the Park, where the construction was taking place.

Enforcement	Subcategory	Verbal Warning	Written Warning	Citation	Violation Total
	Alcohol 15-208	2	0	0	2
	Alligator 15-501	0	0	0	0
	Beached Boat 16-803	0	0	0	0
	Beach Fire 15-105	0	0	4	4
	Build Permit	0	3	0	3
	Business License	0	0	0	0
	Critical Habitat 16-604	9	0	0	9
	Disorderly 15-204	2	0	1	3
	Drone 7-302	1	0	0	1
	Dune 16-403	5	0	0	5
	Fireworks 15-209	11	0	0	11
	Glass 16-818	15	0	0	15
	Harass Animal 16-810	3	0	0	3
	Leash 7-201	24	4	3	31
	Lights 16-107	180	2	0	182
	Littering 15-212	1	84	0	85
	Narcotics 15-213	0	0	0	0
	Noise 15-306	29	0	0	29
	Nudity 16-806	0	0	3	3
	Other	18	9	1	28
	Parking 13-103	1	3	12	16
	Personal Article Storage 8-119	6	315	0	321
	Plastic 14-402	0	0	0	0
	Shovel 16-409	7	0	0	7
	Storage 16-805	1	1	0	2
	STR Bikes Beach Gear 14-506f	8	951	11	970
	STR Parking 14-506d	5	44	2	51
	STR Parking 14-506d(1)	5	39	3	47
	STR Parking 14-506d(5)	0	14	0	14
	STR Trash 14-506e(1)	0	20	0	20
	Swim Wade 15-314	0	0	0	0
	Trespass 15-119	0	0	0	0
	Vehicle 16-302b	4	0	0	4
	Total	337	1489	40	1866

E. Kiawah Island Community Association

KICA Security Report
Monthly Statistics: December 2023

	2021	2022	2023
Deer Related Accidents (no personal injury)	0	3	0
False Residential Alarms	2	0	1
Vehicles passed through the Main Gate	151,830	154,813	147,610
Vehicles passed through the Vanderhorst Gate	88,277	92,613	82,002

Mr. Ruppel reported that the 2024 KICA budget approved the hiring of one additional full-time patrol person to provide two patrols during the daylight and nighttime hours.

VI. **Old Business: (Updates)**

A. TOKI Law Enforcement Feasibility Study Consultant Recommendation

Chairman Harris stated that the Town requested to conduct a law enforcement feasibility study for which an RFP (Request for Proposals) was written. Revisions to the perspective of the study were requested and have been completed. Committee Members were provided a copy of the RFP prior to the meeting and provided feedback on recommended changes.

Ms. Johnstone made a motion to accept the Law Enforcement Feasibility Study RFP with the modifications discussed. Mr. Williams seconded the motion, and it was unanimously approved.

B. Update on Gate Access Protocol/KICA Security (Mark)

Mr. Smalls, KICA Daylight Security Supervisor, provided an update on the gate access policy. He stated that employees were being retrained on the gate access policy and the three types of people who are allowed access to the island: contractors, property owners and their guests, and visitors. Contractors have to have insurance, a valid driver's license, and registration. Property owners are verified, and their guests have to have a pass called in by the property owner. Visitors are reminded that only certain areas of the island are public.

Mr. Smalls stated that during the past year, he had been very involved with retraining the employees and recommitting to the mission statement and customer service, which is very important at the gate. There are times when a vehicle is mistakenly allowed to enter the gate; thankfully, there is Beach Patrol,

Town of Kiawah Code Enforcement, and Charleston County Sheriff's Department deputies to help with anyone who runs the gate or is missed.

Mr. Ruppel added that Mr. Smalls and his team do a great job handling the volume of traffic coming through the gate daily and that KICA is always looking for the newest technology, in addition to the license plate readers and RFID currently being used.

Contractor traffic is the biggest issue in the morning during the hours of 7:00 am and 9:00 am. The Town's Code Enforcement officer and new CSO (Customer Service Officer) directing traffic have helped alleviate the issue and keep traffic moving.

C. Update on Communication

Mr. Harris discussed that the communities having the Alistar service will share the cost beginning July 1st due to State budget cuts. Charleston County Consolidated Dispatch no longer accepts non-emergency calls and is directing those calls back to the agency, decreasing the call volume by 40 to 50 percent.

The transition from CodeRed to Everbridge for emergency alerts was discussed, alongside the potential use of I pause and QR codes for improved communication with visitors. The meeting emphasized enhancing traffic management, emergency response, and information dissemination to ensure community and visitor safety.

VII. **New Business:**

A. 2024 PSC Meeting Schedule

The Committee resolved to move their meetings to Thursdays at 11, accommodating other obligations that agency representatives and committee members may have and that emergency meetings can be scheduled for urgent matters, especially during peak times.

Mr. Harris stated he had been receiving complaints about visibility at night on the Kiawah Island Parkway and the need for some reflectors or better lighting. He suggested tabling any discussion and revisiting the issue at the next meeting.

Mr. Ruppel made a motion to table discussion of lighting on the Parkway until the next meeting. Ms. Johnstone seconded the motion, and it was unanimously approved.

VIII. **Chairman's Updates (open)**

Mr. Harris commended the group's dedication to safety and the strides made in communications and fostering transparency.

IX. **Committee Members' Comments:**

None

X. **Adjournment:**

Mr. Ruppel made a motion to adjourn the meeting at 11:50 pm. Mr. Willaims seconded the motion, and it was unanimously approved.

Submitted by,

Petra S. Reynolds, Town Clerk

Date

TO: Town of Kiawah Island
FROM: Lt. C. W. Brokaw
DATE: June 4, 2024

SUBJECT: Monthly Activity Report / May 2024

Town of Kiawah Monthly Report	May	Year to Date
Number of all Written Report (excluding accident reports)	15	74
Accident Reports – Vehicle Mishaps	4	42
Number of Calls Handle Not Requiring a Report	76	273
Number of Traffic Stops	20	99
TOTAL NUMBER OF CALLS HANDLED (dispatched/self-generated)	115	488
Written Warnings Issued		
Written Warnings Issued	18	75
Traffic Citations Issued		
Traffic Citations Issued	2	10
Total Warnings and Citations Issued		
Total Warnings and Citations Issued	20	85
Alarms		
Alarms	36	109
Specific Patrols Requests		
Specific Patrols Requests	317	905

Time of Call Or Traffic Stop	# Calls Responded To	Traffic Stops
12:00am-7:59am	16	1
8:00am-3:59pm	45	7
4:00pm-11:59pm	34	12

FRESHFIELDS AND OFF ISLAND (these numbers are reflected in above stats)		
Types of Calls	May	Year to date
Incidents	1	17
Alarms	4	31
Accidents	1	13
Traffic Stops	6	21

Reports Written:

Collisions/Incidents on Island:

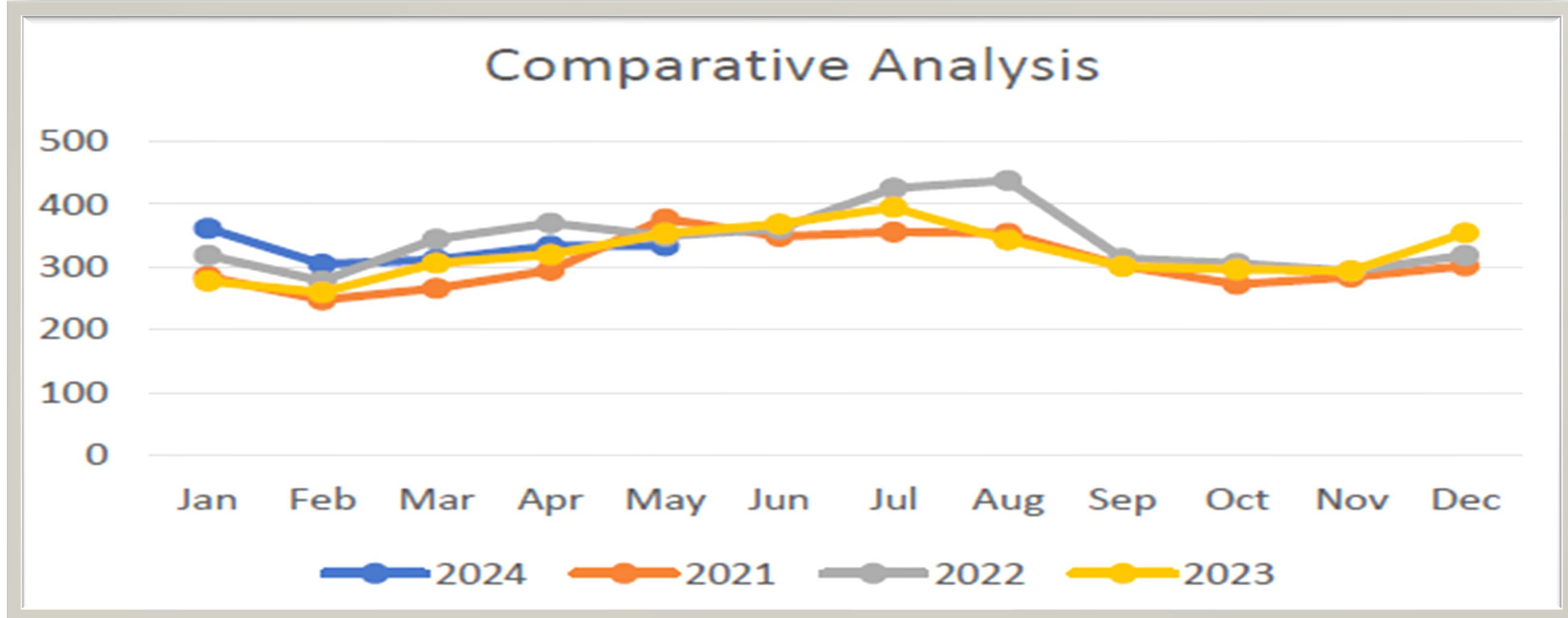
Month /Day	Incident	Month /Day	Incident
05/04	Past Theft / Sanctuary Beach Drive	05/11	Past Vandalism / Sanctuary Beach Drive
05/12	Past Vandalism / Ocean Course Drive	05/12	Property Damage / Ocean Course Drive
05/14	Accident / Shipwatch Rd.	05/14	Past Theft / Ocean Course Drive
05/15	Vandalism / KIPW and Governors	05/16	Past Theft / Sanctuary Beach Drive
05/22	Animal Call / Governors	05/23	Suspicious Circumstance / Sora Rail
05/23	Agency Assist / Ocean Marsh Rd.	05/24	Accident / KIPW and Little Rabbit
05/24	Mental Disturbance / Governors Drive	05/24	Alarm / Falcon Point Rd.
05/25	Agency Assist / Governors and Mansion	05/27	Past Fraud / Beachwalker Drive
05/31	Accident / Victory Bay		

Collisions/Incidents in Freshfields and Off Island:

Month /Day	Incident	Month /Day	Incident
05/27	Accident / 515 Freshfields	05/31	Physical Disturbance / 515 Freshfields

**St. Johns Fire District
2024 Reports**

2024	January		February		March		April		May		June		July		August		September		October		November		December		Totals			
	Station		Station		Station		Station		Station		Station		Station		Station		Station		Station		Station		Station		Station			
	4	6	4	6	4	6	4	6	4	6	4	6	4	6	4	6	4	6	4	6	4	6	4	6	4	6	4	6
NFIRS Incident Type																												
Fires	2	0	1	0			0	0	0	2																	3	2
Overpressure Rupture, Explosion, Overheat (no fire)	0	0	0	0			0	0	1	0																	1	0
Rescue & Emergency Medical Service Incident	18	8	18	7			18	8	26	9																	80	32
Hazardous Condition (No Fire)	1	1	1	0			2	0	0	3																	4	4
Service Call	9	6	4	3			5	3	5	1																	23	13
Good Intent Call	6	1	4	1			4	4	7	3																	21	9
False Alarm & False Call	7	5	7	8			12	10	13	15																	39	38
Severe Weather & Natural Disaster	0	0	0	0			0	0	0	0																	0	0
Special Incident Type	0	0	0	0			0	0	0	0																	0	0
TOTAL CALLS	43	21	35	19			41	25	52	33																	171	98
Incidents by Volume																												
Fire		6.08		3.28				5.09		2.69																		
Medical		44.75		57.70				51.20		57.19																		
Other		45.86		37.05				41.92		38.92																		
Incidents by Island	#	%	#	%	#	%	#	%	#	%	#	%	#	%	#	%	#	%	#	%	#	%	#	%	#	%	#	%
Johns Island	220	60.77	191	62.62			194	58.08	152	45.51																	411	
Kiawah Island	64	17.68	54	17.70			66	19.76	85	25.45																	118	
Seabrook Island	32	8.84	31	10.16			39	11.68	56	16.77																	63	
Wasmalaw Island	46	12.71	29	9.51			35	10.48	41	12.28																	75	
TOTAL	362		305		0		334		334		0		0		0		0		0		0		0		0		1335	





Charleston County EMS

Incident Data - Town of Kiawah



Number of Days in Report: 30

Month: April Year: 2024

Countywide Response Data

	Overall	Alpha	Bravo	Charlie	Delta	Echo
Responses	27	6	6	7	7	1
% of All Responses	100.00%	22.22%	22.22%	25.93%	25.93%	3.70%
Average Responses Per Day	0.90	0.20	0.20	0.23	0.23	0.03
Average Response Time	00:13:49	00:21:32	00:11:08	00:11:17	00:12:56	00:07:20
Fractile	59.26%	50%	67%	71%	43%	100%
% > 20 Minute Response	11.11%	33.33%	0.00%	0.00%	14.29%	0.00%
% > 30 Minute Response	7.41%	33.33%	0.00%	0.00%	0.00%	0.00%
Average Daily Total Staffing Hours	415	Average Daily Core Hours			9,780	
Average Daily Total ALS Hours	327	% Core BLS			26.77%	
Average Daily Total BLS Hours	87.83					

Hour	Incidents	Avg Resp Time	Fractile
0	2	00:08:34	100.00%
1	0		0.00%
2	0		0.00%
3	0		0.00%
4	0		0.00%
5	2	00:18:55	50.00%
6	1	00:18:46	0.00%
7	3	00:15:23	33.33%
8	2	00:10:12	100.00%
9	1	00:07:20	100.00%
10	1	00:09:14	100.00%
11	0		0.00%
12	5	00:10:25	40.00%
13	1	00:11:43	100.00%
14	1	00:19:16	0.00%
15	2	00:07:59	100.00%
16	1	00:13:35	100.00%
17	0		0.00%
18	0		0.00%
19	0		0.00%
20	2	00:25:04	50.00%
21	0		0.00%
22	2	00:14:20	50.00%
23	1	00:24:34	0.00%

Average Transport Units Available per Hour

0600	0700	0800	0900	1000	1100	1200	1300	1400	1500	1600	1700
14.15	15.59	17.30	18.38	20.63	21.61	22.17	22.23	22.33	22.32	21.49	20.24
1800	1900	2000	2100	2200	2300	0000	0100	0200	0300	0400	0500
20.35	20.08	18.45	15.83	14.22	13.28	12.29	12.23	11.83	11.87	12.57	13.61

19

Transports

70.37%

Transport Rate

Note:

- Responses recorded as over 30 minutes can be inaccurate. Estimated inaccuracy rate currently: 30%
- "0%" for fractile may be due to no calls during that period
- Incidents counted are those in which CCEMS arrived or staged

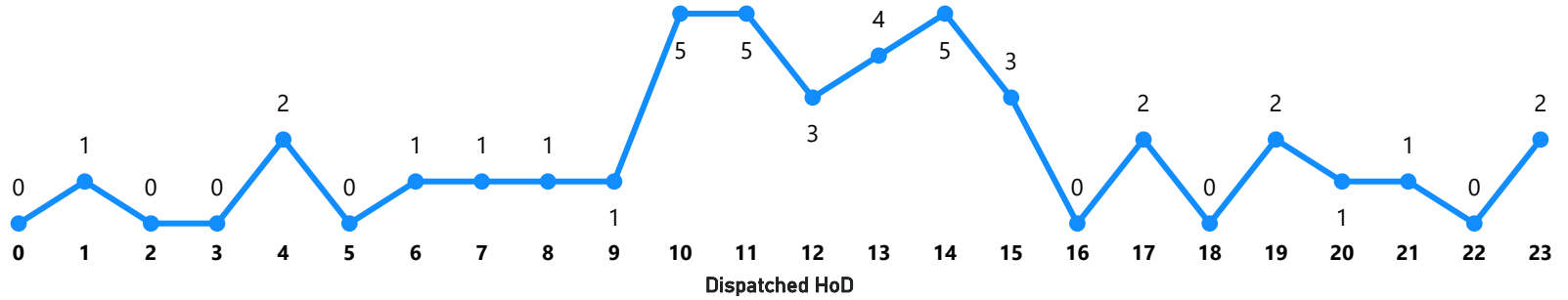


Charleston County EMS

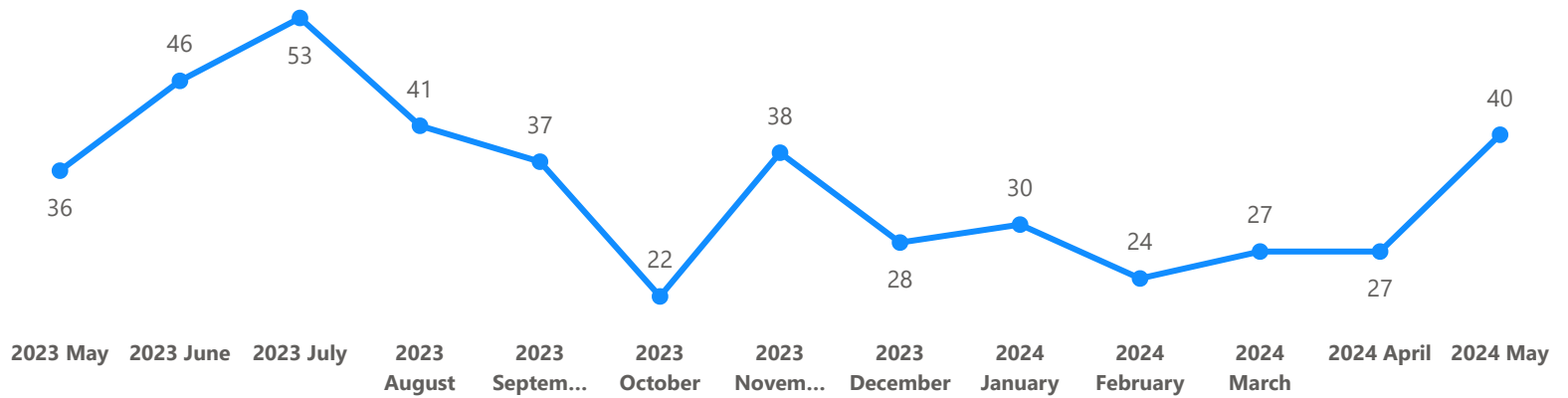
Incident Data - Town of Kiawah




Total Number Incidents by Hour of Day for Report Month



Total Incidents by Month - Past 12 Months



Total Incidents by Full Calendar Year



Report Month by Years Past

Year	Incidents	Daily	Avg Resp Time	Fractile	% > 20min	Avg. Daily Total Staffed Hours
2024	27	0.90	00:13:49	59.26%	11.11%	415
2023	32	1.07	00:14:54	46.88%	15.63%	363
2022	46	1.53	00:11:35	69.57%	10.87%	405
2021	22	0.73	00:17:33	50.00%	36.36%	356
2020	17	0.57	00:15:00	29.41%	23.53%	376
2019	26	0.87	00:17:27	34.62%	34.62%	342

*Note: Incidents counted are those in which CCEMS arrived or staged



Charleston County EMS Response Time Data



Month Year

Avg. Response Time
HH:MM:SS

00:13:49

Sum of Responses
20m & >

3

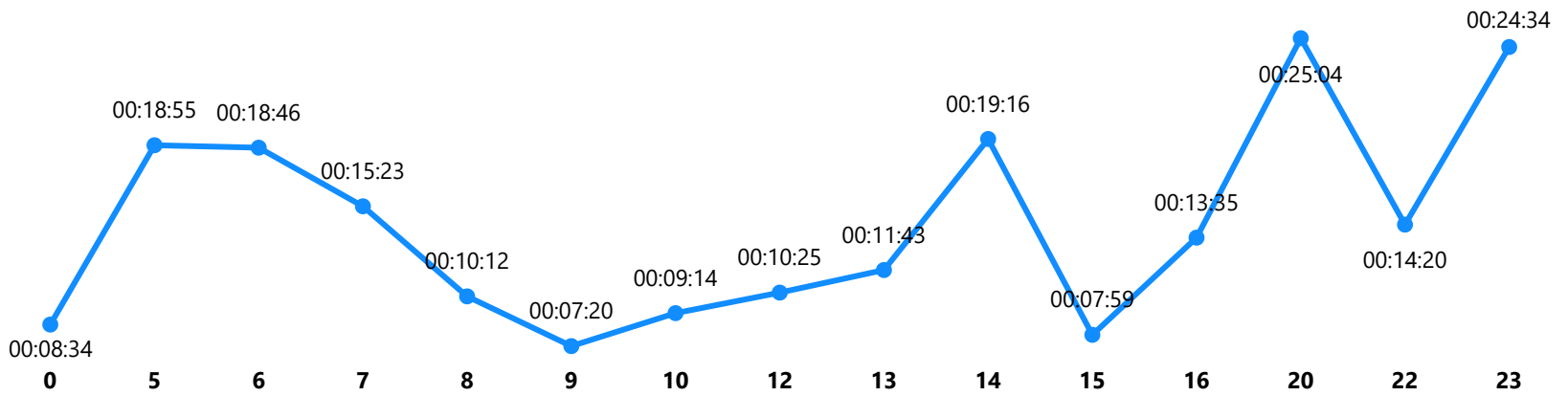
Sum of Responses
30m & >

2

Sum of Responses
40m & >

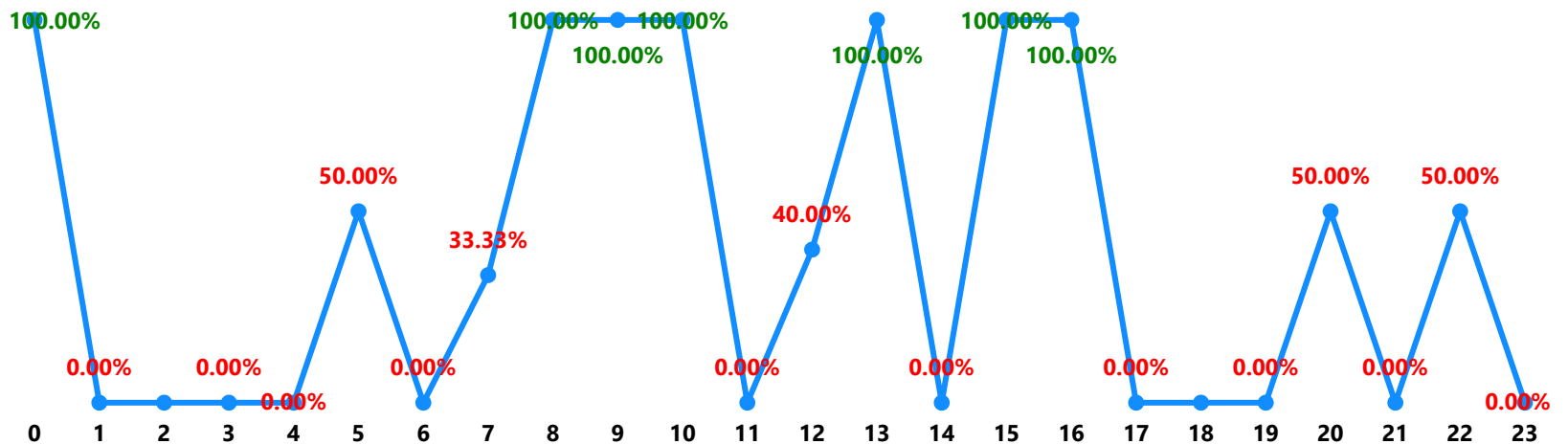
1

Average Response Time by Hour of Day for Report Month



Combined Fractile by Hour of Day

See Note Below



- Note:
- 1) Responses recorded as over 30 minutes can be inaccurate. Estimated inaccuracy rate currently: 30%
 - 2) "0%" for fractile may be due to no calls during that period



Charleston County EMS

Incident Data



Month Year

Overall

Incidents	Average Response Time	Combined Fractile	Sum of 20 & >	=/> 20 Min.	Sum of 30 & >	=/30 Min.
27	00:13:49	59%	3	11.11%	2	7.41%

By Dispatch Priority

DispatchPriority	Incidents	% of Incidents	Avg Resp Time	Fractile	Sum of 20 & >	=/> 20 Min.	Sum of 30 & >	=/> 30 Min.
P5_Alpha	6	22.22%	00:21:32	50%	2	33.33%	2	33.33%
P4_Bravo	6	22.22%	00:11:08	67%	0	0.00%	0	0.00%
P3_Charlie	7	25.93%	00:11:17	71%	0	0.00%	0	0.00%
P2_Delta	7	25.93%	00:12:56	43%	1	14.29%	0	0.00%
P1_Echo	1	3.70%	00:07:20	100%	0	0.00%	0	0.00%

Alpha Fractile

Goal: <= 15 Minutes

50%

Bravo Fractile

Goal: <= 13 Minutes

67%

Charlie Fractile

Goal: <= 13 Minutes

71%

Delta Fractile

Goal: <= 11 Minutes

43%

Echo Fractile

Goal: <= 11 Minutes

100%


Comb.Fractile

Goal: 90% Combined

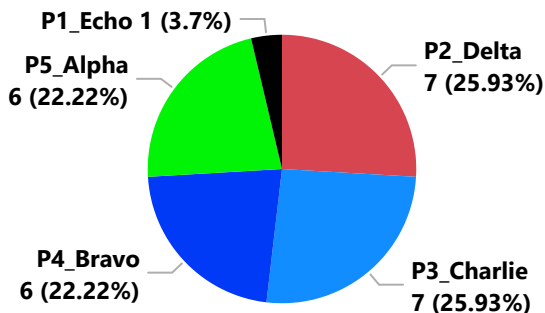
59%

Average of Response Time by Dispatch Priority

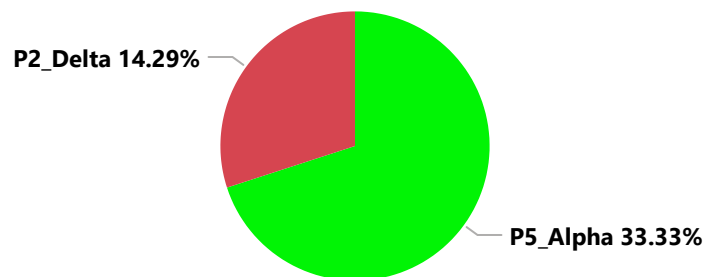
HH:MM:SS



of Incidents by Dispatch Priority



% Responses >20 Minutes by Priority



Note:
 1) Responses recorded as over 30 minutes can be inaccurate. Estimated inaccuracy rate currently: 30%
 2) "0%" for fractile may be due to no calls during that period

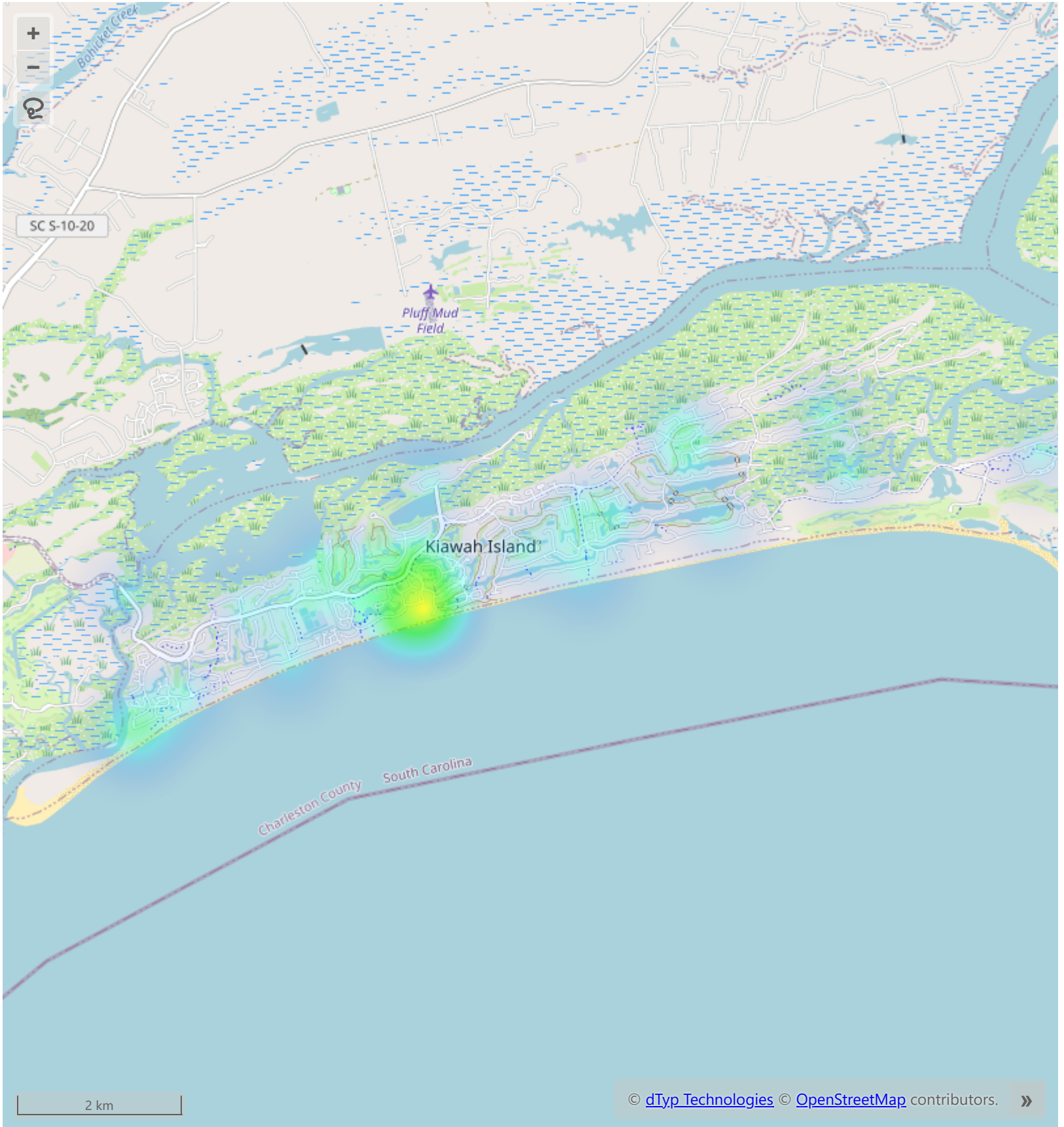


Charleston County EMS Incident Heatmap



Month Year

Average of Longitude and Sum of Latitude by Incident





Charleston County EMS

Incident Data - Town of Kiawah



Number of Days in Report: 30

Month: April Year: 2024

Countywide Response Data

	Overall	Alpha	Bravo	Charlie	Delta	Echo
Responses	27	6	6	7	7	1
% of All Responses	100.00%	22.22%	22.22%	25.93%	25.93%	3.70%
Average Responses Per Day	0.90	0.20	0.20	0.23	0.23	0.03
Average Response Time	00:13:49	00:21:32	00:11:08	00:11:17	00:12:56	00:07:20
Fractile	59.26%	50%	67%	71%	43%	100%
% > 20 Minute Response	11.11%	33.33%	0.00%	0.00%	14.29%	0.00%
% > 30 Minute Response	7.41%	33.33%	0.00%	0.00%	0.00%	0.00%
Average Daily Total Staffing Hours	415	Average Daily Core Hours			9,780	
Average Daily Total ALS Hours	327	% Core BLS			26.77%	
Average Daily Total BLS Hours	87.83					

Hour	Incidents	Avg Resp Time	Fractile
0	2	00:08:34	100.00%
1	0		0.00%
2	0		0.00%
3	0		0.00%
4	0		0.00%
5	2	00:18:55	50.00%
6	1	00:18:46	0.00%
7	3	00:15:23	33.33%
8	2	00:10:12	100.00%
9	1	00:07:20	100.00%
10	1	00:09:14	100.00%
11	0		0.00%
12	5	00:10:25	40.00%
13	1	00:11:43	100.00%
14	1	00:19:16	0.00%
15	2	00:07:59	100.00%
16	1	00:13:35	100.00%
17	0		0.00%
18	0		0.00%
19	0		0.00%
20	2	00:25:04	50.00%
21	0		0.00%
22	2	00:14:20	50.00%
23	1	00:24:34	0.00%

Average Transport Units Available per Hour

0600	0700	0800	0900	1000	1100	1200	1300	1400	1500	1600	1700
14.15	15.59	17.30	18.38	20.63	21.61	22.17	22.23	22.33	22.32	21.49	20.24
1800	1900	2000	2100	2200	2300	0000	0100	0200	0300	0400	0500
20.35	20.08	18.45	15.83	14.22	13.28	12.29	12.23	11.83	11.87	12.57	13.61

19

Transports

70.37%

Transport Rate

Note:

- Responses recorded as over 30 minutes can be inaccurate. Estimated inaccuracy rate currently: 30%
- "0%" for fractile may be due to no calls during that period
- Incidents counted are those in which CCEMS arrived or staged

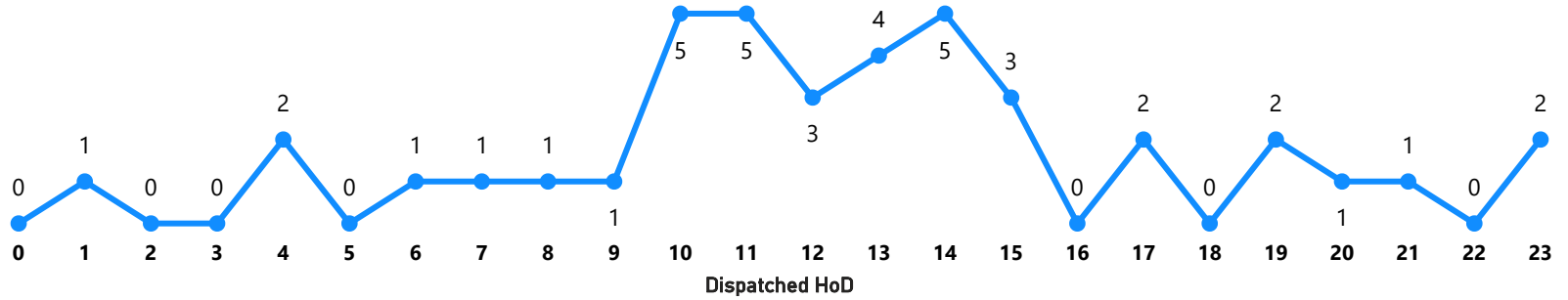


Charleston County EMS

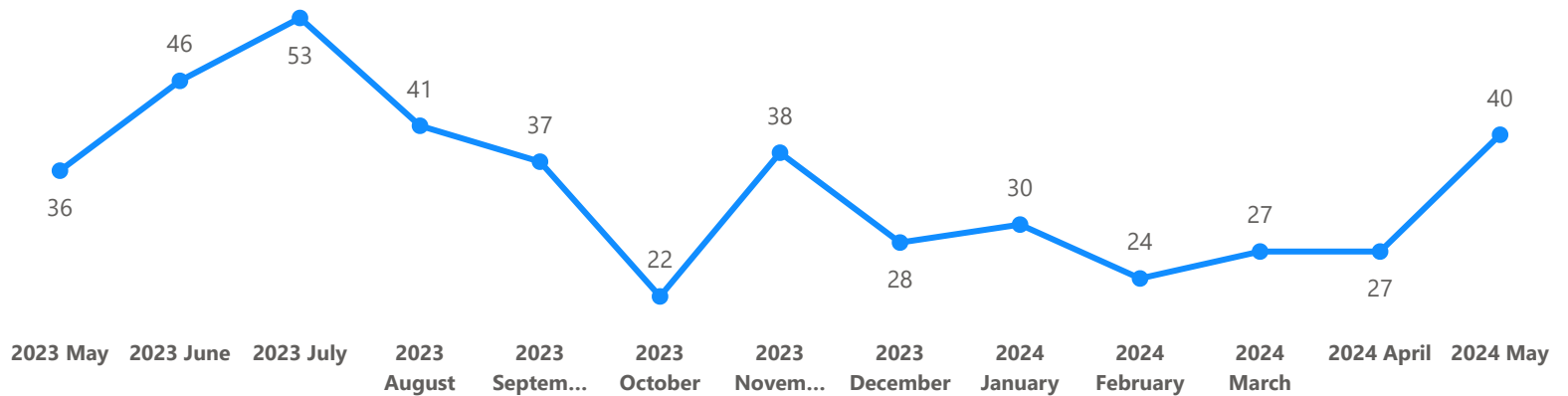
Incident Data - Town of Kiawah




Total Number Incidents by Hour of Day for Report Month



Total Incidents by Month - Past 12 Months



Total Incidents by Full Calendar Year



Report Month by Years Past

Year	Incidents	Daily	Avg Resp Time	Fractile	% > 20min	Avg. Daily Total Staffed Hours
2024	27	0.90	00:13:49	59.26%	11.11%	415
2023	32	1.07	00:14:54	46.88%	15.63%	363
2022	46	1.53	00:11:35	69.57%	10.87%	405
2021	22	0.73	00:17:33	50.00%	36.36%	356
2020	17	0.57	00:15:00	29.41%	23.53%	376
2019	26	0.87	00:17:27	34.62%	34.62%	342

*Note: Incidents counted are those in which CCEMS arrived or staged



Charleston County EMS Response Time Data



Month Year

Avg. Response Time
HH:MM:SS

00:13:49

Sum of Responses
20m & >

3

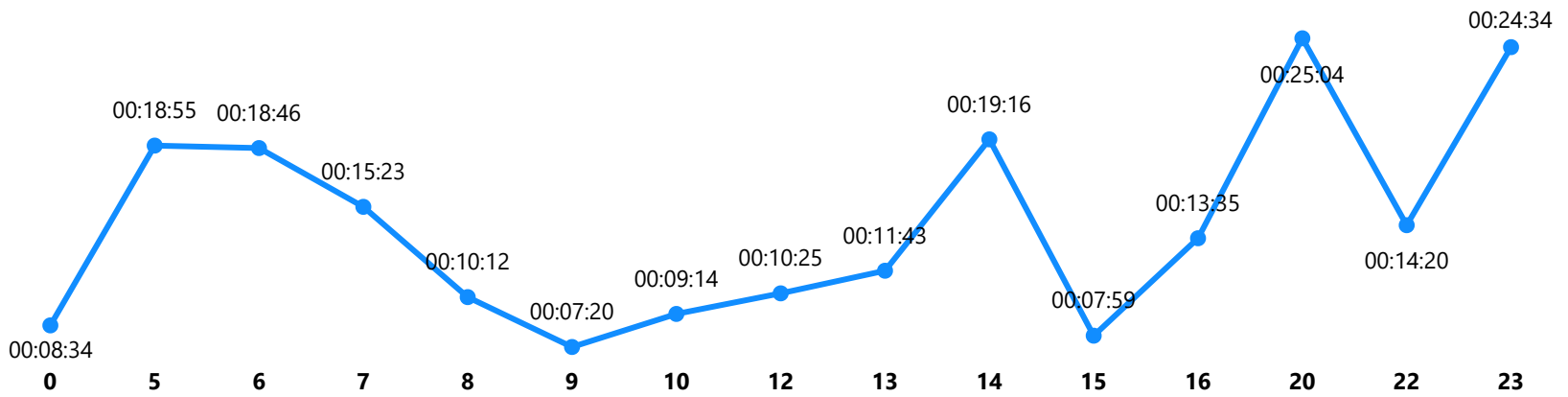
Sum of Responses
30m & >

2

Sum of Responses
40m & >

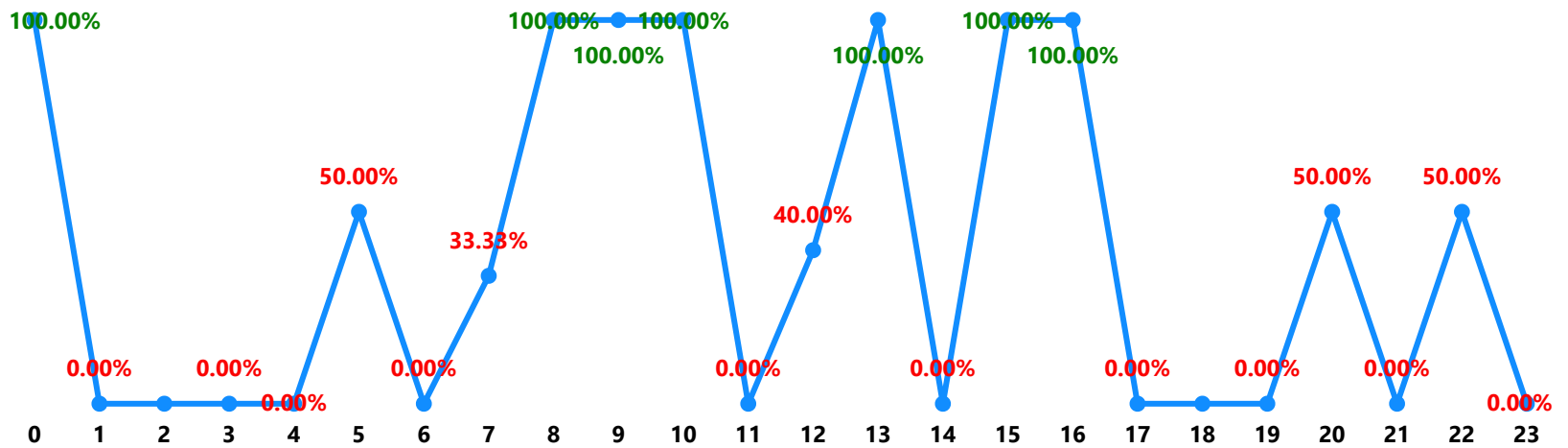
1

Average Response Time by Hour of Day for Report Month



Combined Fractile by Hour of Day

See Note Below



- Note:
- 1) Responses recorded as over 30 minutes can be inaccurate. Estimated inaccuracy rate currently: 30%
 - 2) "0%" for fractile may be due to no calls during that period



Charleston County EMS

Incident Data



Month Year

Overall

Incidents	Average Response Time	Combined Fractile	Sum of 20 & >	=/> 20 Min.	Sum of 30 & >	=/30 Min.
27	00:13:49	59%	3	11.11%	2	7.41%

By Dispatch Priority

DispatchPriority	Incidents	% of Incidents	Avg Resp Time	Fractile	Sum of 20 & >	=/> 20 Min.	Sum of 30 & >	=/> 30 Min.
P5_Alpha	6	22.22%	00:21:32	50%	2	33.33%	2	33.33%
P4_Bravo	6	22.22%	00:11:08	67%	0	0.00%	0	0.00%
P3_Charlie	7	25.93%	00:11:17	71%	0	0.00%	0	0.00%
P2_Delta	7	25.93%	00:12:56	43%	1	14.29%	0	0.00%
P1_Echo	1	3.70%	00:07:20	100%	0	0.00%	0	0.00%

Alpha Fractile

Goal: <= 15 Minutes

50%

Bravo Fractile

Goal: <= 13 Minutes

67%

Charlie Fractile

Goal: <= 13 Minutes

71%

Delta Fractile

Goal: <= 11 Minutes

43%

Echo Fractile

Goal: <= 11 Minutes

100%


Comb.Fractile

Goal: 90% Combined

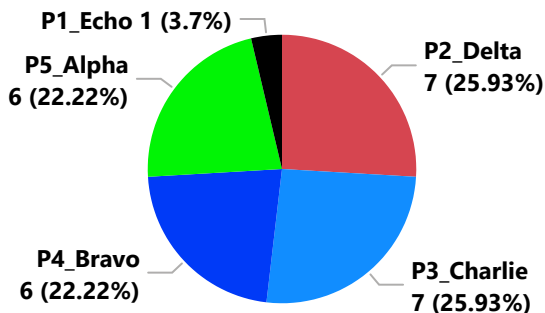
59%

Average of Response Time by Dispatch Priority

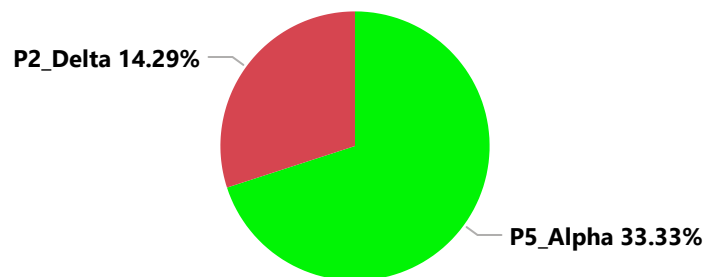
HH:MM:SS



of Incidents by Dispatch Priority



% Responses >20 Minutes by Priority



Note:
 1) Responses recorded as over 30 minutes can be inaccurate. Estimated inaccuracy rate currently: 30%
 2) "0%" for fractile may be due to no calls during that period

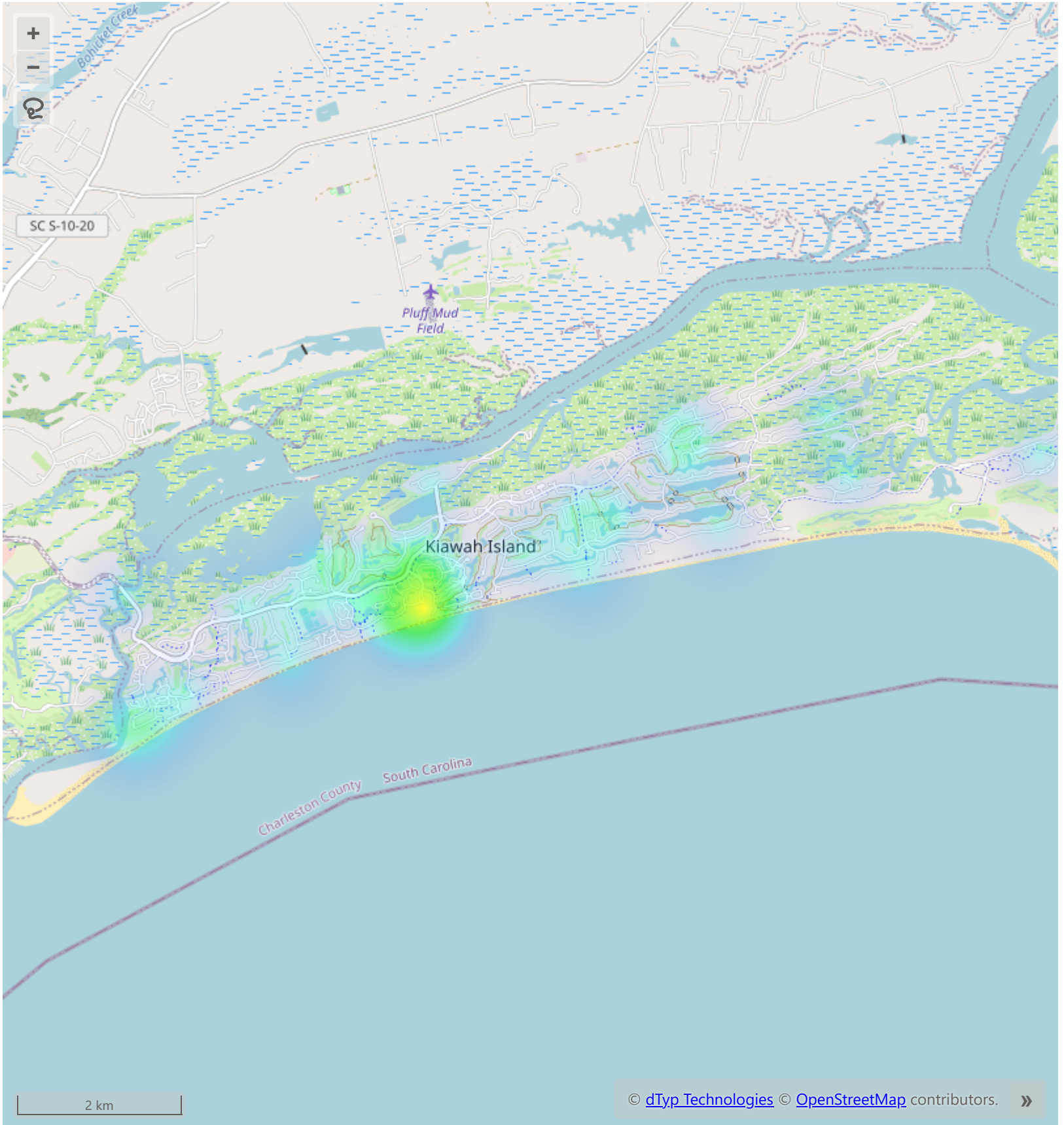


Charleston County EMS Incident Heatmap



Month Year

Average of Longitude and Sum of Latitude by Incident



2024 Beach Patrol Activity

Enforcement	Subcategory	Verbal Warning	Written Warning	Citation	Violation Total
	Alcohol 15-208	0	0	0	0
	Alligator 15-501	0	0	1	1
	Beached Boat 16-803	0	0	0	0
	Beach Fire 15-105	0	0	0	0
	Build Permit	0	0	1	1
	Business License	1	0	1	2
	Critical Habitat 16-604	90	6	0	96
	Disorderly 15-204	0	0	0	0
	Drone 7-302	7	0	1	8
	Dune 16-403	120	1	0	121
	Fireworks 15-209	0	1	0	1
	Glass 16-818	16	0	0	16
	Harass Animal 16-810	6	0	0	6
	Leash 7-201	150	10	2	162
	Lights 16-107	0	0	0	0
	Littering 15-212	1	0	0	1
	Narcotics 15-213	0	0	0	0
	Noise 15-306	1	0	0	1
	Nudity 16-806	3	0	0	3
	Other	2	0	1	3
	Parking 13 -103	10	0	12	22
	Personal Article Storage 8-119	0	0	0	0
	Plastic 14-402	0	0	0	0
	Shovel 16-409	22	0	0	22
	Storage 16-805	0	3	0	3
	STR Bikes Beach Gear 14-506f	0	0	0	0
	STR Parking 14-506d	0	0	0	0
	STR Parking 14-506d(1)	0	0	0	0
	STR Parking 14-506d(5)	0	0	0	0
	STR Trash 14-506e(1)	0	0	0	0
	Swim Wade 15-314	13	0	0	13
	Trespass 15-119	0	0	0	0
	Vehicle 16-302b	27	2	0	29
	Total:	469	23	19	511

Other Activity	Subcategory	Total
Rescue		
	Person	0
	Boat	1
Medical Call		
	Major Medical	3
	Minor Medical	4
	Jellyfish	4
	Stingray	10
Missing Persons		3
Prevention		40
Public Assist		218
Wildlife		196

April 2024 Beach Patrol Activity

Enforcement	Subcategory	Verbal Warning	Written Warning	Citation	Violation Total
	Alcohol 15-208				0
	Alligator 15-501				0
	Beached Boat 16-803				0
	Beach Fire 15-105				0
	Build Permit				0
	Business License				0
	Critical Habitat 16-604	21			21
	Disorderly 15-204				0
	Drone 7-302	4			4
	Dune 16-403	30			30
	Fireworks 15-209		1		1
	Glass 16-818				0
	Harass Animal 16-810	3			3
	Leash 7-201	62	4	1	67
	Lights 16-107				0
	Littering 15-212				0
	Narcotics 15-213				0
	Noise 15-306				0
	Nudity 16-806	1			1
	Other	2			2
	Parking 13 -103	3		8	11
	Personal Article Storage 8-119				0
	Plastic 14-402				0
	Shovel 16-409	2			2
	Storage 16-805		2		2
	STR Bikes Beach Gear 14-506f				0
	STR Parking 14-506d				0
	STR Parking 14-506d(1)				0
	STR Parking 14-506d(5)				0
	STR Trash 14-506e(1)				0
	Swim Wade 15-314	5			5
	Trespass 15-119				0
	Vehicle 16-302b	5			5
	Total:	138	7	9	154

Other Activity	Subcategory	Total
Rescue		
	Person	
	Boat	
Medical Call		
	Major Medical	2
	Minor Medical	
	Jellyfish	
	Stingray	4
Missing Persons		1
Prevention		10
Public Assist		57
Wildlife		45

May 2024 Beach Patrol Activity

Enforcement	Subcategory	Verbal Warning	Written Warning	Citation	Violation Total
	Alcohol 15-208				0
	Alligator 15-501				0
	Beached Boat 16-803				0
	Beach Fire 15-105				0
	Build Permit				0
	Business License				0
	Critical Habitat 16-604	13			13
	Disorderly 15-204				0
	Drone 7-302	1			1
	Dune 16-403	11	1		12
	Fireworks 15-209				0
	Glass 16-818	8			8
	Harass Animal 16-810	3			3
	Leash 7-201	39	3		42
	Lights 16-107				0
	Littering 15-212	1			1
	Narcotics 15-213				0
	Noise 15-306				0
	Nudity 16-806	1			1
	Other				0
	Parking 13 -103			1	1
	Personal Article Storage 8-119				0
	Plastic 14-402				0
	Shovel 16-409	15			15
	Storage 16-805		1		1
	STR Bikes Beach Gear 14-506f				0
	STR Parking 14-506d				0
	STR Parking 14-506d(1)				0
	STR Parking 14-506d(5)				0
	STR Trash 14-506e(1)				0
	Swim Wade 15-314	8			8
	Trespass 15-119				0
	Vehicle 16-302b	14			14
	Total:	114	5	1	120

Other Activity	Subcategory	Total
Rescue		
	Person	
	Boat	1
Medical Call		
	Major Medical	1
	Minor Medical	3
	Jellyfish	4
	Stingray	6
Missing Persons		2
Prevention		28
Public Assist		121
Wildlife		121

2024 Evening Enforcement Activity

Enforcement	Subcategory	Verbal Warning	Written Warning	Citation	Violation Total
	Alcohol 15-208	0	0	0	0
	Alligator 15-501	0	0	1	1
	Beached Boat 16-803	0	0	0	0
	Beach Fire 15-105	0	0	0	0
	Build Permit	0	0	0	0
	Business License	1	0	0	1
	Critical Habitat 16-604	1	0	0	1
	Disorderly 15-204	0	0	0	0
	Drone 7-302	1	0	0	1
	Dune 16-403	1	0	0	1
	Fireworks 15-209	4	1	0	5
	Glass 16-818	3	0	0	3
	Harass Animal 16-810	1	0	0	1
	Leash 7-201	13	4	1	18
	Lights 16-107	35	0	0	35
	Littering 15-212	0	38	0	38
	Narcotics 15-213	0	0	0	0
	Noise 15-306	10	3	0	13
	Nudity 16-806	0	0	0	0
	Other	3	4	2	9
	Parking 13-103	2	0	2	4
	Personal Article Storage 8-119	0	47	1	48
	Plastic 14-402	0	0	0	0
	Shovel 16-409	2	0	0	2
	Storage 16-805	0	1	0	1
	STR Bikes Beach Gear 14-506f	0	151	1	152
	STR Parking 14-506d	2	18	1	21
	STR Parking 14-506d(1)	0	13	0	13
	STR Parking 14-506d(5)	1	9	1	11
	STR Trash 14-506e(1)	0	6	1	7
	Swim Wade 15-314	0	0	0	0
	Trespass 15-119	0	0	0	0
	Vehicle 16-302b	0	0	0	0
	Total:	80	295	11	386

Other Activity	Subcategory	Total
Follow-Up for Day Shift	Other	44
	Permit Question	17
	STR Question	6
Rescue	Person	0
	Boat	0
Medical Call	Major Medical	2
	Minor Medical	4
	Jellyfish	0
	Stingray	1
Missing Persons		1
Prevention		4
Public Assist		58
Wildlife		25

April 2024 Evening Enforcement Activity

Enforcement	Subcategory	Verbal Warning	Written Warning	Citation	Violation Total
	Alcohol 15-208				0
	Alligator 15-501				0
	Beached Boat 16-803				0
	Beach Fire 15-105				0
	Build Permit				0
	Business License				0
	Critical Habitat 16-604				0
	Disorderly 15-204				0
	Drone 7-302				0
	Dune 16-403	1			1
	Fireworks 15-209	4			4
	Glass 16-818				0
	Harass Animal 16-810				0
	Leash 7-201	2	3	1	6
	Lights 16-107				0
	Littering 15-212		9		9
	Narcotics 15-213				0
	Noise 15-306	1	2		3
	Nudity 16-806				0
	Other		2		2
	Parking 13-103			1	1
	Personal Article Storage 8-119		13		13
	Plastic 14-402				0
	Shovel 16-409	1			1
	Storage 16-805		1		1
	STR Bikes Beach Gear 14-506f		43		43
	STR Parking 14-506d	2	5	1	8
	STR Parking 14-506d(1)		5		5
	STR Parking 14-506d(5)	1	1	1	3
	STR Trash 14-506e(1)		5		5
	Swim Wade 15-314				0
	Trespass 15-119				0
	Vehicle 16-302b				0
	Total:	12	89	4	105

Other Activity	Subcategory	Total
Follow-Up for Day Shift	Other	14
	Permit Question	2
	STR Question	
Rescue	Person	
	Boat	
Medical Call	Major Medical	
	Minor Medical	2
	Jellyfish	
	Stingray	
Missing Persons		1
Prevention		1
Public Assist		20
Wildlife		10

May 2024 Evening Enforcement Activity

Enforcement	Subcategory	Verbal Warning	Written Warning	Citation	Violation Total
	Alcohol 15-208				0
	Alligator 15-501				0
	Beached Boat 16-803				0
	Beach Fire 15-105				0
	Build Permit				0
	Business License				0
	Critical Habitat 16-604	1			1
	Disorderly 15-204				0
	Drone 7-302				0
	Dune 16-403				0
	Fireworks 15-209		1		1
	Glass 16-818	2			2
	Harass Animal 16-810	1			1
	Leash 7-201	3	1		4
	Lights 16-107	35			35
	Littering 15-212		12		12
	Narcotics 15-213				0
	Noise 15-306	4	1		5
	Nudity 16-806				0
	Other	2	2	2	6
	Parking 13-103			1	1
	Personal Article Storage 8-119		18	1	19
	Plastic 14-402				0
	Shovel 16-409	1			1
	Storage 16-805				0
	STR Bikes Beach Gear 14-506f		50	1	51
	STR Parking 14-506d		5		5
	STR Parking 14-506d(1)		1		1
	STR Parking 14-506d(5)		1		1
	STR Trash 14-506e(1)			1	1
	Swim Wade 15-314				0
	Trespass 15-119				0
	Vehicle 16-302b				0
	Total:	49	92	6	147

Other Activity	Subcategory	Total
Follow-Up for Day Shift	Other	6
	Permit Question	3
	STR Question	2
Rescue	Person	
	Boat	
Medical Call	Major Medical	
	Minor Medical	1
	Jellyfish	
	Stingray	1
Missing Persons		
Prevention		2
Public Assist		26
Wildlife		10

KICA Security Report

Monthly Statistics: May 2024

	2022	2023	2024
Deer Related Accidents (no personal injury)	1	0	1
False Residential Alarms	2	0	0
Vehicles passed through the Main Gate	193,247	236,559	229,139
Vehicles passed through the Vanderhorst Gate	118,766	136,266	118,669

Non-Cost Passes Issued by Type

Day	5,790	3,982	5,262
Owner/Owner Guest	1,498	1,196	1,098
Renter	1,393	1,477	1,361
Commercial	2,008	1,648	1,503
Employee Paper Passes	453	331	362
Employee Decals	405	110	160
Special Events	2,329	2,219	1,278

Cost Passes Issued by Type

4 Wheel Decal	291	387	349
6 Wheel Decal	27	23	25
7+ Wheel Decal	3	7	6
Commercial Employee Decal	46	64	59
4 Wheel Day Pass	2,483	2,448	2,725
6 Wheel Day Pass	462	389	581
7+ Wheel Day Pass	142	183	159

Covenant Violations

Verbal Contacts	90	51	93
Written Warnings	2	8	28
Penalty Citations	32	50	161
Total Violations	124	109	282

Rule Violation By Category Comparison

January-May 2024

Category	Number 2022	Number 2023	Difference	% Change	Number 2023	Number 2024	Difference	%Change	Number 2022	Number 2024	Difference	% Change
After Commercial Hours	3	3	0	0.0%	3	71	68	2266.7%	3	71	68	2266.7%
Animals	1	1	0	0.0%	1	0	-1	-100.0%	1	0	-1	-100.0%
Bicycles/Joggers on Road	12	3	-9	-75.0%	3	11	8	266.7%	12	11	-1	-8.3%
Boat at Residence	2	3	1	50.0%	3	3	0	-100.0%	2	3	1	50.0%
Camper/RV at Residence	0	0	0	0.0%	0	0	0	0.0%	0	0	0	0.0%
Fireworks	0	0	0	0.0%	0	0	0	0.0%	0	0	0	0.0%
Misc. Items	389	64	-325	-83.5%	64	93	29	45.3%	389	93	-296	-76.1%
Noise	6	15	9	150.0%	15	0	-15	-100.0%	6	0	-6	-600.0%
Parking Violations	257	296	39	15.2%	296	692	396	133.8%	257	692	435	169.3%
Pass Violations	21	32	11	52.4%	32	58	26	81.3%	21	58	37	176.2%
Trailer at Residence	5	16	11	220.0%	16	122	106	662.5%	5	122	117	2340.0%
Total	696	433	-263	-37.8%	433	1,050	617	142.5%	696	1,050	354	50.9%